




Club Health Assessment for District 300C 1 through February 2025

			Status	Membership							Reports					Finance		LCIF
Club Number	Club Name	Charter Date		Current Member Count	YTD Members Added	YTD Members Dropped	YTD Net Growth	YTD Net Growth%	Member Count 12 Months Ago	Avg. length of service for dropped members	Months Since Last MMR ***	Yrs. Since Last Officer Report	President Rotation	Vice President Reported ****	Months Since Last Activity Report ***	Account Balance	Donations for current Fiscal Year	
			Number of times on status quo within last two years	If below 15 members appears				If net loss is greater than 20% appears			If no report in 3 months appears in	When more than one year appears in	Number of repeat terms	Notes the officers that do not have an active	If no report at 12 months appears in red			
Clubs less than two years old																		
156017	Taichung Big Family	09/22/2023	Active	25	0	2	-2	-7.41%	0	1	2			N	P,S,T,M,VP SC	N/A	\$2,000.00	
178073	Taichung Chung Hsin	09/19/2024	Active	30	31	1	30	100.00%	0	0	1				M,VP,SC	N/R	\$1,000.01	
155922	Taichung Da Taichung	09/22/2023	Active	57	10	0	10	21.28%	0		0			N	S,T,M,VP,SC	N/R	\$2,000.01	
180803	Taichung Fly Badminton	02/14/2025	Newly Chartered	20	20	0	20	100.00%	0		0				M,VP,SC	N/A		
155921	Taichung Fu Wei	09/14/2023	Active	45	0	0	0	0.00%	0		10			N	P,T,M,VP,SC	N/A	\$1,000.00	
155920	Taichung Ming Shi	09/19/2023	Active	68	24	31	-7	-9.33%	0	2	1			N	P,S,T,M,VP SC	N/R	\$7,000.03	
Exc Award (06/30/2024)																		
175020	Taichung Yuanlin Baiguoshan	07/23/2024	Active	23	23	0	23	100.00%	0		5				M,VP,SC	N/A		
Clubs more than two years old																		
23403	TAICHUNG	05/01/1959	Active	46	10	2	8	21.05%	0	0	5			N	P,S,T,M,VP SC	24+	\$6,000.04	
Exc Award (06/30/2016)																		
60267	TAICHUNG A P	01/05/1998	Active	45	19	1	18	66.67%	0	1	0			N	P,S,T,M,VP SC	24+	\$10,000.03	
Exc Award (06/30/2018, 06/30/2019, 06/30/2020)																		
68740	TAICHUNG CELEBRITY	05/05/2003	Active	76	1	0	1	1.33%	0		3			N	P,S,T,M,VP SC	24+	\$10,000.08	
Exc Award (06/30/2019, 06/30/2021, 06/30/2022)																		
23404	TAICHUNG CENTRAL	06/02/1969	Active	35	6	0	6	20.69%	0		1				P,S,T,M,VP SC	24+	\$11,000.08	
Exc Award (06/30/2023)																		
101587	TAICHUNG CHAOYANG LEO	06/04/2008	Active	1	1	0	1	100.00%	0		7		2		P,S,T,M,VP SC	N/R		
40268	TAICHUNG CHEN TA DENG	07/27/1981	Active	52	6	0	6	13.04%	0		1			N	P,S,T,M,VP SC	24+	\$3,000.01	
Exc Award (06/30/2018, 06/30/2024)																		
47887	TAICHUNG CHIN LAN	11/25/1987	Active	30	5	0	5	20.00%	0		1				P,S,M,VP,SC	24+	\$1,000.01	
Exc Award (06/30/2017, 06/30/2018, 06/30/2020)																		
32751	TAICHUNG CHIN LUNG	09/27/1976	Active	29	3	0	3	11.54%	0		7				P,S,T,M,VP SC	24+	\$3,000.13	
Exc Award (06/30/2017, 06/30/2018, 06/30/2020)																		
23406	TAICHUNG CHUNG CHENG	10/20/1971	Active	48	3	0	3	6.67%	0		1				P,S,T,M,VP SC	24+		
Exc Award (06/30/2016, 06/30/2018, 06/30/2020)																		



Club Health Assessment for District 300C 1 through February 2025

			Status	Membership							Reports					Finance	LCIF
Club Number	Club Name	Charter Date		Current Member Count	YTD Members Added	YTD Members Dropped	YTD Net Growth	YTD Net Growth%	Member Count 12 Months Ago	Avg. length of service for dropped members	Months Since Last MMR ***	Yrs. Since Last Officer Report	President Rotation	Vice President Reported ****	Months Since Last Activity Report ***	Account Balance	Donations for current Fiscal Year
			Number of times on status quo within last two years	If below 15 members appears				If net loss is greater than 20% appears			If no report in 3 months appears in	When more than one year appears in	Number of repeat terms	Notes the officers that do not have an active	If no report at 12 months red		
98303	TAICHUNG CHUNG MEI	01/16/2007	Active	30	4	1	3	11.11%	0	1	2			N	P,S,T,M,VP SC	24+	\$5,000.03
	Exc Award (06/30/2016, 06/30/2017, 06/30/2018)																
48624	TAICHUNG DER SHIN	05/23/1988	Active	39	11	0	11	39.29%	0		0			N	S,T,M,VP,SC	24+	\$5,000.04
	Exc Award (06/30/2017, 06/30/2018, 06/30/2019)																
54827	TAICHUNG DONG MEI	08/17/1993	Active	73	24	4	20	37.74%	0	5	0				P,S,T,M,VP SC	24+	\$11,000.07
	Exc Award (06/30/2016, 06/30/2018, 06/30/2019)																
23407	TAICHUNG DOWNTOWN	03/24/1961	Active	64	4	0	4	6.67%	0		0				P,S,T,M,VP SC	24+	\$14,000.03
	Exc Award (06/30/2023)																
135966	Taichung Excellence	08/01/2018	Cancelled(8*)	0	0	26	-26	-100.00%	0	5	1	1	None		P,S,T,M,VP SC	N/R	90+ Days
	Exc Award (06/30/2022)																
96995	TAICHUNG FOUR SEASON	04/24/2006	Active	30	2	0	2	7.14%	0		4				P,S,T,M,VP SC	24+	\$5,000.04
	Exc Award (06/30/2016)																
142237	Taichung Fu Hui	07/29/2020	Active	57	12	0	12	26.67%	0		0			N	S,T,M,VP,SC	N/A	\$8,000.01
	Exc Award (06/30/2021, 06/30/2023)																
151843	Taichung Fu Jen	08/05/2022	Active	45	10	0	10	28.57%	0		1			N	P,S,T,M,SC	N/A	\$1,000.01
153568	Taichung Fu Ju	02/02/2023	Active	27	2	0	2	8.00%	0		7			N	P,S,M,VP,SC	N/R	\$1,000.01
151847	Taichung Fu Te	08/04/2022	Active	37	9	0	9	32.14%	0		3			N	P,T,M,VP,SC	N/A	\$1,000.01
	Exc Award (06/30/2023)																
125556	Taichung Fulun	08/18/2015	Active	262	7	1	6	2.34%	0	2	6			N	P,S,T,M,SC	N/A	\$14,000.00
	Exc Award (06/30/2016, 06/30/2018, 06/30/2019)																
29754	TAICHUNG GREEN STREAM	08/22/1974	Active	51	6	0	6	13.33%	0		4			N	P,S,T,M,VP SC	24+	
	Exc Award (06/30/2016, 06/30/2022)																
53552	TAICHUNG HONG YU	07/28/1992	Active	31	12	1	11	55.00%	0	15	1			N	P,S,T,M,VP SC	24+	\$5,000.02
	Exc Award (06/30/2018)																
41052	TAICHUNG JEN AI	03/16/1982	Active	109	4	0	4	3.81%	0		1			N	P,S,T,M,SC	24+	\$2,000.00
	Exc Award (06/30/2016, 06/30/2019)																
152671	Taichung Jen Xin	09/23/2022	Active	40	3	0	3	8.11%	0		2			N	P,S,T,M,VP SC	N/A	\$1,000.01
	Exc Award (06/30/2024)																
47167	TAICHUNG JEN YU	04/06/1987	Active	12	1	2	-1	-7.69%	0	2	2			N	P,S,T,M,VP SC	24+	



Club Health Assessment for District 300C 1 through February 2025

			Status	Membership							Reports					Finance	LCIF				
Club Number	Club Name	Charter Date		Current Member Count	YTD Members Added	YTD Members Dropped	YTD Net Growth	YTD Net Growth%	Member Count 12 Months Ago	Avg. length of service for dropped members	Months Since Last MMR ***	Yrs. Since Last Officer Report	President Rotation	Vice President Reported ****	Months Since Last Activity Report ***	Account Balance	Donations for current Fiscal Year				
			Number of times on status quo within last two years	If below 15 members appears					If net loss is greater than 20% appears						If no report in 3 months appears in	When more than one year appears in	Number of repeat terms	Notes the officers that do not have an active red	If no report at 12 months appears in red		
Exc Award (06/30/2017)																					
33457	TAICHUNG KUANG HUA	03/16/1977	Active	30	0	0	0	0.00%	0		1			N	P,S,T,M,VP SC	24+				\$2,000.01	
Exc Award (06/30/2017, 06/30/2018, 06/30/20)																					
23410	TAICHUNG MIDTOWN	07/26/1973	Active	50	0	45	-45	-47.37%	0	7	2			N	P,S,T,M,VP SC	24+				\$34,000.19	
Exc Award (06/30/2016, 06/30/2018, 06/30/20)																					
55783	TAICHUNG ORIENT	06/02/1994	Active	25	0	0	0	0.00%	0		8			N	P,S,T,M,VP SC	24+					
47848	TAICHUNG PEACE	11/03/1987	Active	28	6	0	6	27.27%	0		1			N	P,S,T,M,VP SC	24+				\$9,000.02	
Exc Award (06/30/2018, 06/30/2021)																					
29932	TAICHUNG PEI TUN	11/11/1974	Active	58	6	1	5	9.43%	0	4	1			R	P,S,T,M,VP SC	24+				\$7,000.00	
Exc Award (06/30/2018, 06/30/2024, 07/30/20)																					
57283	TAICHUNG PROGRESS	08/09/1995	Active	30	4	1	3	11.11%	0	13	1			N	P,S,T,M,VP SC	24+				\$2,000.02	
Exc Award (06/30/2024)																					
51632	TAICHUNG ROYAL	05/06/1991	Active	28	3	0	3	12.00%	0		1				P,S,T,M,VP SC	24+				\$5,000.01	
151844	Taichung Shan Ming	08/05/2022	Active	67	7	1	6	9.84%	0	14	5			N	P,S,T,M,VP SC	N/A				\$21,000.01	
Exc Award (06/30/2023)																					
23413	TAICHUNG SOUTHEAST	03/28/1971	Active	51	5	3	2	4.08%	0	17	1			N	P,S,T,M,VP SC	N/R				\$3,000.01	
31284	TAICHUNG SUNLIGHT	10/17/1975	Active	21	5	2	3	16.67%	0	2	3			N	P,S,T,M,VP SC	N/R	90+ Days				
53513	TAICHUNG TIMES	07/17/1992	Active	39	5	8	-3	-7.14%	0	4	1			N	P,S,T,M,VP SC	24+				\$3,000.00	
Exc Award (06/30/2016, 06/30/2018, 06/30/20)																					
54828	TAICHUNG TUNG HSING	08/17/1993	Active	27	2	0	2	8.00%	0		1				P,S,T,M,VP SC	24+				\$1,000.01	
Exc Award (06/30/2016, 06/30/2018)																					
37486	TAICHUNG TZU CHANG	08/16/1979	Active	55	0	10	-10	-15.38%	0	4	2			N	S,T,M,VP,SC	24+				\$4,000.04	
Exc Award (06/30/2016, 06/30/2018, 06/30/20)																					
45188	TAICHUNG TZU CHIH	06/25/1985	Active	69	4	0	4	6.15%	0		1			N	P,S,T,M,VP SC	24+				\$13,000.00	
Exc Award (06/30/2016, 06/30/2018)																					
128762	Taichung Xin Wang	08/29/2016	Active	53	7	1	6	12.77%	0	8	0				P,S,T,M,VP SC	N/A				\$3,999.98	
Exc Award (06/30/2018, 06/30/2021)																					



Club Health Assessment for District 300C 1 through February 2025

Club Number			Club Name			Charter Date			Status					Membership					Reports					Finance		LCIF
									Current Member Count	YTD Members Added	YTD Members Dropped	YTD Net Growth	YTD Net Growth%	Member Count 12 Months Ago	Avg. length of service for dropped members	Months Since Last MMR ***	Yrs. Since Last Officer Report	President Rotation	Vice President Reported ****	Months Since Last Activity Report ***	Account Balance	Donations for current Fiscal Year				
									Number of times on status quo within last two years	If below 15 members appears			If net loss is greater than 20% appears			If no report in 3 months appears in		When more than one year appears in	Number of repeat terms	Notes the officers that do not have an active		If no report at 12 months appears in red				
Current Total Clubs Count	YTD New Clubs Count	YTD Cancelled Clubs Count	YTD Net Club Gain	Current Total Members Count	YTD Add	YTD Drop	YTD Net Growth	YTD Net Growth %	Member Count 12 Months Ago	Average Member Count Per Club	% of Clubs with less than 20 members	% No MMR in 3 Months	% No Officer Report in 12 Months	% of Clubs with balance 90+ days	Number of Clubs in Status Quo	% Status Quo Clubs in Financial Suspension	Number of Cancelled Clubs	Average Cancelled Club Age	Members Lost Due to Cancellation	% of Clubs Cancelled for Non-Financial Reasons						
46	3	1	2	2,168	327	144	183	9.22%	0	47	4%	30%	0%	2%	0	0%	1	6	26	0%						

* - P - Priority Club. Cancellation Reasons: 1-Objectives/conduct, 2-Non-active club, 5-Non-existing club, 6-Disbanding, 7-Merger, 8-Financial Suspension, 9-District/Multiple District Dues.

** - Abbreviation: P-President, S-Secretary, T-Treasurer, M-Member Chairperson, VP-First Vice President, MC-Communications Chairperson, SC-Service Chairperson

*** - Abbreviation: N/R - Never reported using the Lions Clubs website, N/A - Not applicable, No password registered for the Lions Clubs website.

**** - Abbreviation: N - New, IP - Immediate Past, R - Repeat.




Club Health Assessment for District 300C 2 through February 2025

			Status	Membership							Reports					Finance		LCIF
Club Number	Club Name	Charter Date		Current Member Count	YTD Members Added	YTD Members Dropped	YTD Net Growth	YTD Net Growth%	Member Count 12 Months Ago	Avg. length of service for dropped members	Months Since Last MMR ***	Yrs. Since Last Officer Report	President Rotation	Vice President Reported *****	Months Since Last Activity Report ***	Account Balance	Donations for current Fiscal Year	
			Number of times on status quo within last two years	If below 15 members appears			If net loss is greater than 20% appears				If no report in 3 months appears in	When more than one year appears in	Number of repeat terms	Notes the officers that do not have an active	If no report at 12 months appears in red			
Clubs less than two years old																		
155504	Taichung City Chun Ho	08/31/2023	Active	21	4	5	-1	-4.55%	0	1	1		2	S,M,VP,SC	N/A		\$2,000.00	
Exc Award (06/30/2024)																		
175131	Taichung City Tung Hai	08/02/2024	Active	41	42	1	41	100.00%	0	4	0			S,M,VP,SC	N/A		\$2,000.00	
179197	Taichung Jin Ku La	11/27/2024	Active	60	60	0	60	100.00%	0		3			M,VP,SC	N/A		\$10,000.00	
Clubs more than two years old																		
32896	CHING SHUI L C	10/28/1976	Active	41	14	1	13	46.43%	0	0	2		N	P,S,T,M,VP SC	15		\$5,000.00	
Exc Award (06/30/2017, 06/30/2020, 06/30/2024)																		
52841	DA LI CHONG KUANG	04/08/1992	Active	50	6	1	5	11.11%	0	28	2		N	P,S,T,M,VP SC	14		\$3,000.00	
Exc Award (06/30/2017, 06/30/2018, 06/30/2024)																		
97255	DA LI DA FENG	06/01/2006	Active	30	3	1	2	7.14%	0	1	1			P,S,T,M,VP SC	24+		\$4,000.00	
Exc Award (06/30/2019, 06/30/2023)																		
33894	DA LI L C	05/06/1977	Active	104	6	7	-1	-0.95%	0	6	1		N	P,S,T,M,VP SC	22		\$13,000.00	
Exc Award (06/30/2017, 06/30/2018, 06/30/2024)																		
54074	DA LI LI SHIN	02/10/1993	Active	30	7	1	6	25.00%	0	1	2			P,S,T,M,VP SC	24+		\$3,000.00	
Exc Award (06/30/2016, 06/30/2019, 06/30/2024)																		
78618	DA LI TSAO HU	03/29/2004	Active	42	7	2	5	13.51%	0	5	5		N	P,S,T,M,VP SC	24+		\$2,000.00	
Exc Award (06/30/2021, 06/30/2024)																		
84669	DA LI YU CHENG	01/06/2005	Active	42	7	0	7	20.00%	0		4			S,T,M,VP,SC	24+		\$3,000.00	
Exc Award (06/30/2018, 06/30/2022)																		
23369	FENG YUAN	08/15/1970	Active	51	1	1	0	0.00%	0	34	5		N	P,S,T,M,VP SC	24+		\$6,000.00	
Exc Award (06/30/2016)																		
23370	FENG YUAN CENTRAL	07/31/1973	Active	77	4	1	3	4.05%	0	3	2		N	P,S,T,M,VP SC	24+		\$37,000.00	
Exc Award (06/30/2016, 06/30/2017, 06/30/2024)																		
132310	Feng Yuan Wei Mei	07/25/2017	Active	48	6	0	6	14.29%	0		7		N	S,T,M,VP,SC	N/A		\$20,000.00	
Exc Award (06/30/2018, 06/30/2019, 06/30/2024)																		
78362	FENG YUAN WEN WU	02/25/2004	Active	54	8	2	6	12.50%	0	3	2		N	M,VP,SC	24+		\$4,000.00	
Exc Award (06/30/2016, 06/30/2021)																		



Club Health Assessment for District 300C 2 through February 2025

			Status	Membership							Reports					Finance		LCIF
Club Number	Club Name	Charter Date		Current Member Count	YTD Members Added	YTD Members Dropped	YTD Net Growth	YTD Net Growth%	Member Count 12 Months Ago	Avg. length of service for dropped members	Months Since Last MMR ***	Yrs. Since Last Officer Report	President Rotation	Vice President Reported ****	Months Since Last Activity Report ***	Account Balance	Donations for current Fiscal Year	
			Number of times on status quo within last two years	If below 15 members appears				If net loss is greater than 20% appears			If no report in 3 months appears in	When more than one year appears in	Number of repeat terms		Notes the officers that do not have an active	If no report at 12 months appears in red		
35831	LI SHAN LC	06/13/1978	Active	45	7	0	7	18.42%	0		0			N	P,S,T,M,VP SC	24+		
	Exc Award (06/30/2017, 06/30/2023, 06/30/2024)																	
130908	Lien Chiang County Ma Tsu	05/16/2017	Active	17	0	0	0	0.00%	0		11			N	P,T,M,VP,SC	N/A	\$1,000.00	
34991	SHA LU CHUNG CHEN L C	01/04/1978	Active	94	23	1	22	30.56%	0	15	5			N	P,S,T,M,VP SC	18	\$44,000.00	
	Exc Award (06/30/2017, 06/30/2024)																	
55456	SHIH FENG	03/24/1994	Active	50	22	0	22	78.57%	0		1			N	S,T,M,VP,SC	24+	\$15,000.00	
	Exc Award (06/30/2016)																	
33896	SHUN KANG L C	05/06/1977	Active	93	7	2	5	5.68%	0	17	2			N	S,T,M,VP,SC	24+	\$20,000.00	
	Exc Award (06/30/2016, 06/30/2017)																	
53975	SHUNG KANG DONG NAN	01/12/1993	Active	94	6	1	5	5.62%	0	6	2			N	P,S,T,M,SC	24+	\$11,000.00	
	Exc Award (06/30/2016, 06/30/2018, 06/30/2020)																	
23402	TA CHIA	06/11/1971	Active	70	12	1	11	18.64%	0	0	2			N	P,S,T,M,SC	21	\$6,000.00	
	Exc Award (06/30/2017, 06/30/2021, 06/30/2024)																	
52590	TA CHIA CENTRAL	02/20/1992	Active	29	4	0	4	16.00%	0		1			R	P,S,M,VP,SC	24+	\$2,000.00	
	Exc Award (06/30/2018, 06/30/2019, 06/30/2020)																	
56996	TA CHIA JIH NAN	05/30/1995	Active	48	13	1	12	33.33%	0	5	0			N	P,S,T,M,VP SC	24+	\$1,000.00	
	Exc Award (06/30/2017, 06/30/2019, 06/30/2020)																	
54384	TA CHIA PHOENIX	04/23/1993	Active	63	1	0	1	1.61%	0		7			N	P,S,T,M,VP SC	23	\$7,000.00	
	Exc Award (06/30/2017, 06/30/2020, 06/30/2024)																	
54003	TA YA CHUNG YANG	01/25/1993	Active	62	4	2	2	3.33%	0	9	2			N	T,M,SC	24+	\$15,000.00	
	Exc Award (06/30/2016, 06/30/2018, 06/30/2020)																	
33048	TA YA L C	11/22/1976	Active	51	2	2	0	0.00%	0	6	2			N	P,S,T,M,SC	24+	\$6,000.00	
	Exc Award (06/30/2017, 06/30/2019, 06/30/2020)																	
61280	TAI PING DA TUNG	11/24/1998	Active	58	6	1	5	9.43%	0	4	7			N	P,S,T,M,VP SC	24+		
	Exc Award (06/30/2019, 06/30/2020, 06/30/2024)																	
35833	TAI PING LC	06/12/1978	Active	44	3	1	2	4.76%	0	8	5			N	P,S,T,M,VP SC	24+	\$9,000.00	
	Exc Award (06/30/2016, 06/30/2017, 06/30/2020)																	
59597	TAI PING SZU WEI	05/20/1997	Active	38	0	3	-3	-7.32%	0	4	5				S,T,M,VP,SC	24+	\$5,000.00	
	Exc Award (06/30/2017, 06/30/2019, 06/30/2020)																	




Club Health Assessment for District 300C 2 through February 2025

			Status	Membership							Reports					Finance	LCIF
Club Number	Club Name	Charter Date		Current Member Count	YTD Members Added	YTD Members Dropped	YTD Net Growth	YTD Net Growth%	Member Count 12 Months Ago	Avg. length of service for dropped members	Months Since Last MMR ***	Yrs. Since Last Officer Report	President Rotation	Vice President Reported ****	Months Since Last Activity Report ***	Account Balance	Donations for current Fiscal Year
			Number of times on status quo within last two years	If below 15 members appears				If net loss is greater than 20% appears			If no report in 3 months appears in	When more than one year appears in	Number of repeat terms	Notes the officers that do not have an active	If no report at 12 months red		
65020	TAICHUNG CITY ALEN	02/13/2002	Active	73	3	1	2	2.82%	0	1	2			N	S,M,VP,SC	24+	\$49,000.00
	Exc Award (06/30/2016, 06/30/2017, 06/30/20																
111948	TAICHUNG CITY CENTURY	08/05/2011	Active	43	6	1	5	13.16%	0	4	2			N	P,S,T,M,VP SC	N/A	\$16,000.00
	Exc Award (06/30/2016, 06/30/2020, 06/30/20																
60645	TAICHUNG CITY CHENG RONG	04/13/1998	Active	38	2	1	1	2.70%	0	1	1				P,M,VP,SC	24+	\$3,000.00
129552	Taichung City Feng Yang	12/02/2016	Active	41	0	0	0	0.00%	0		8				P,S,M,VP,SC	24+	\$4,000.00
	Exc Award (06/30/2017, 06/30/2020, 06/30/20																
132316	Taichung City Hsin Li	08/04/2017	Active	97	46	5	41	73.21%	0	3	2			N	S,T,M,VP,SC	N/A	\$7,000.00
	Exc Award (06/30/2018, 06/30/2019, 06/30/20																
132315	Taichung City Hu Lu Tun	07/31/2017	Active	34	8	1	7	25.93%	0	0	2			N	P,S,T,M,VP SC	N/A	\$5,000.00
	Exc Award (06/30/2018, 06/30/2020, 06/30/20																
58279	TAICHUNG CITY LI YANG	05/14/1996	Active	35	4	0	4	12.90%	0		7				P,S,T,M,VP SC	24+	\$5,000.00
	Exc Award (06/30/2016, 06/30/2022)																
152188	Taichung City Long Zen	08/22/2022	Active	34	10	0	10	41.67%	0		5			N	P,S,T,M,VP SC	N/R	\$3,000.00
	Exc Award (06/30/2023)																
152932	Taichung City Spring Rain	11/30/2022	Active	21	1	1	0	0.00%	0	1	2			N	S,T,M,VP,SC	N/A	\$2,000.00
	Exc Award (06/30/2023)																
132380	Taichung City Ta Chou	08/09/2017	Active	30	14	0	14	87.50%	0		7			N	P,S,T,M,VP SC	N/A	\$2,000.00
	Exc Award (06/30/2018, 06/30/2023)																
110378	TAICHUNG CITY TA JUNG LU	02/17/2011	Active	47	16	2	14	42.42%	0	2	2				S,T,M,VP,SC	24+	\$6,000.00
	Exc Award (06/30/2016, 06/30/2022)																
97593	TAICHUNG CITY WORLD	08/03/2006	Active	30	9	0	9	42.86%	0		4				T,M,VP,SC	12	\$5,000.00
	Exc Award (06/30/2016, 06/30/2017, 06/30/20																
133713	Taichung City World Peace	01/25/2018	Active	12	2	2	0	0.00%	0	2	1			N	P,T,M,VP,SC	N/A	
	Exc Award (06/30/2022, 06/30/2023)																
115241	TAICHUNG CITY YA HSIN	10/28/2011	Active	31	8	0	8	34.78%	0		5			N	P,S,T,M,VP SC	24+	\$3,000.00
	Exc Award (06/30/2024)																
134154	Taichung City Ya Tan Shen	03/23/2018	Active	26	4	0	4	18.18%	0		4			N	P,S,T,M,VP SC	24+	\$5,000.00
	Exc Award (06/30/2019, 06/30/2021, 06/30/20																



Club Health Assessment for District 300C 2 through February 2025

			Status	Membership							Reports					Finance	LCIF	
Club Number	Club Name	Charter Date		Current Member Count	YTD Members Added	YTD Members Dropped	YTD Net Growth	YTD Net Growth%	Member Count 12 Months Ago	Avg. length of service for dropped members	Months Since Last MMR ***	Yrs. Since Last Officer Report	President Rotation	Vice President Reported ****	Months Since Last Activity Report ***	Account Balance	Donations for current Fiscal Year	
			Number of times on status quo within last two years	If below 15 members appears			If net loss is greater than 20% appears				If no report in 3 months appears in	When more than one year appears in	Number of repeat terms		Notes the officers that do not have an active	If no report at 12 months appears in red		
119316	TAICHUNG CITY YI SHENG	05/08/2013	Active	71	23	2	21	42.00%	0	8	0			N	P,S,T,M,VP SC	24+		\$1,000.00
Exc Award (06/30/2017, 06/30/2020, 06/30/20																		
112086	TAICHUNG CITY YUAN HSIN	09/01/2011	Active	71	11	0	11	18.33%	0		6			N	P,S,T,M,VP SC	24+		\$12,000.00
Exc Award (06/30/2016, 06/30/2017, 06/30/20																		
103411	TAICHUNG HSIEN AN JIA	08/13/2008	Active	61	7	0	7	12.96%	0		7			N	P,S,T,M,VP SC	24+		\$7,000.00
Exc Award (06/30/2019, 06/30/2020, 06/30/20																		
56969	TAICHUNG HSIEN CHERNG KONG	05/19/1995	Active	53	6	0	6	12.77%	0		5			N	P,S,T,M,SC	21		\$12,000.00
Exc Award (06/30/2016, 06/30/2018, 06/30/20																		
59385	TAICHUNG HSIEN CHIEN MIN	04/21/1997	Active	38	5	0	5	15.15%	0		1			N	P,S,T,M,SC	21		\$17,000.00
Exc Award (06/30/2016, 06/30/2019, 06/30/20																		
60706	TAICHUNG HSIEN CHIN LONG	04/28/1998	Active	33	3	0	3	10.00%	0		7			N	P,S,T,M,VP SC	24+		\$8,000.00
54460	TAICHUNG HSIEN CHUNG YING	05/11/1993	Active	38	2	0	2	5.56%	0		6			N	P,T,M,VP,SC	24+		\$5,000.00
Exc Award (06/30/2019, 06/30/2022)																		
54217	TAICHUNG HSIEN DA AN	03/10/1993	Active	42	6	1	5	13.51%	0	10	2				P,S,T,M,VP SC	14		\$6,000.00
Exc Award (06/30/2018, 06/30/2023)																		
47996	TAICHUNG HSIEN EVER GREEN	12/28/1987	Active	36	4	0	4	12.50%	0		0				P,S,T,M,VP SC	18		\$11,000.00
Exc Award (06/30/2016, 06/30/2017, 06/30/20																		
78223	TAICHUNG HSIEN FENG LIN	02/13/2004	Active	48	12	0	12	33.33%	0		6			N	S,T,M,VP,SC	20		
Exc Award (06/30/2016, 06/30/2017, 06/30/20																		
47365	TAICHUNG HSIEN FENG YUAN CH YU	05/26/1987	Active	60	7	1	6	11.11%	0	5	1			N	P,S,T,M,VP SC	24+		\$13,000.00
Exc Award (06/30/2016, 06/30/2017, 06/30/20																		
58150	TAICHUNG HSIEN FIVE FORTUNE	04/19/1996	Active	53	15	11	4	8.16%	0	4	1			N	S,T,M,VP,SC	24+		\$4,000.00
Exc Award (06/30/2016, 06/30/2017, 06/30/20																		
46333	TAICHUNG HSIEN GWO SANG	06/09/1986	Active	67	8	1	7	11.67%	0	18	2			N	P,S,T,M,VP SC	24+		\$8,000.00
Exc Award (06/30/2017, 06/30/2018, 06/30/20																		
54517	TAICHUNG HSIEN HOU FENG	05/25/1993	Active	38	7	0	7	22.58%	0		7			N	P,S,T,M,VP SC	24+		\$4,000.00




Club Health Assessment for District 300C 2 through February 2025

			Status	Membership						Reports					Finance		LCIF	
Club Number	Club Name	Charter Date		Current Member Count	YTD Members Added	YTD Members Dropped	YTD Net Growth	YTD Net Growth%	Member Count 12 Months Ago	Avg. length of service for dropped members	Months Since Last MMR ***	Yrs. Since Last Officer Report	President Rotation	Vice President Reported ****	Months Since Last Activity Report ***	Account Balance	Donations for current Fiscal Year	
			Number of times on status quo within last two years	If below 15 members appears			If net loss is greater than 20% appears			If no report in 3 months appears in			When more than one year appears in	Number of repeat terms	Notes the officers that do not have an active	If no report at 12 months appears in red		
Exc Award (06/30/2017, 06/30/2021)																		
43168	TAICHUNG HSIEN HOU LI	11/07/1983	Active	55	3	0	3	5.77%	0		7			N	S,T,M,VP,SC	24+	\$10,000.00	
Exc Award (06/30/2016, 06/30/2019, 06/30/2021)																		
58059	TAICHUNG HSIEN HSIN HSIN	03/28/1996	Active	54	17	0	17	45.95%	0		1				S,T,M,VP,SC	24+	\$11,000.00	
Exc Award (06/30/2016, 06/30/2023, 06/30/2024)																		
61857	TAICHUNG HSIEN HSIN TZU	04/27/1999	Active	29	9	3	6	26.09%	0	10	4				P,S,T,M,VP SC	24+	\$5,000.00	
Exc Award (06/30/2017, 06/30/2018)																		
77417	TAICHUNG HSIEN HUA MU LAN LIONESS	10/10/2003	Active	22	12	2	10	83.33%	0	2	1		2		P,S,T,M,VP SC	22	\$1,000.00	
78660	TAICHUNG HSIEN JEN SHAN MEI	06/08/2004	Active	115	49	1	48	71.64%	0	0	2			N	S,T,M,VP,SC	24+	\$11,000.00	
Exc Award (06/30/2016, 06/30/2022, 06/30/2024)																		
55300	TAICHUNG HSIEN KANG DO	02/08/1994	Active	80	9	3	6	8.11%	0	3	2			N	S,T,M,VP,SC	20	\$11,000.00	
Exc Award (06/30/2016, 06/30/2021, 06/30/2024)																		
77841	TAICHUNG HSIEN KUEI LAN	11/17/2003	Active	31	4	2	2	6.90%	0	10	1				P,T,M,VP,SC	24+	\$2,000.00	
Exc Award (06/30/2017, 06/30/2019, 06/30/2024)																		
54516	TAICHUNG HSIEN MEI FENG	05/25/1993	Active	43	3	0	3	7.50%	0		1				P,S,T,M,VP SC	24+	\$20,000.00	
Exc Award (06/30/2016, 06/30/2018, 06/30/2024)																		
77931	TAICHUNG HSIEN QUEEN	12/10/2003	Active	73	14	0	14	23.73%	0		7			N	S,T,M,VP,SC	24+	\$23,000.00	
Exc Award (06/30/2016, 06/30/2017, 06/30/2024)																		
54218	TAICHUNG HSIEN SHUN FENG	03/10/1993	Active	35	15	3	12	52.17%	0	24	0			R	P,S,T,M,VP SC	24+	\$10,000.00	
Exc Award (06/30/2016, 06/30/2022)																		
59902	TAICHUNG HSIEN SUNG PO	08/06/1997	Active	31	0	0	0	0.00%	0		1			N	P,T,M,VP,SC	24+	\$7,000.00	
Exc Award (06/30/2023, 06/30/2024)																		
58359	TAICHUNG HSIEN TA CHIA YU LAN	05/28/1996	Active	45	1	0	1	2.27%	0		7			N	P,S,T,M,VP SC	24+	\$3,000.00	
Exc Award (06/30/2017, 06/30/2022, 06/30/2024)																		
48832	TAICHUNG HSIEN TA TU	07/28/1988	Active	49	4	0	4	8.89%	0		7			N	P,S,T,M,VP SC	24+	\$1,000.00	
Exc Award (06/30/2023)																		
59669	TAICHUNG HSIEN TA YA CHUNG YUA	06/09/1997	Active	49	19	2	17	53.13%	0	4	2				P,S,T,M,VP SC	24+	\$7,000.00	
Exc Award (06/30/2017, 06/30/2019, 06/30/2024)																		



Club Health Assessment for District 300C 2 through February 2025

			Status	Membership							Reports					Finance	LCIF	
Club Number	Club Name	Charter Date		Current Member Count	YTD Members Added	YTD Members Dropped	YTD Net Growth	YTD Net Growth%	Member Count 12 Months Ago	Avg. length of service for dropped members	Months Since Last MMR ***	Yrs. Since Last Officer Report	President Rotation	Vice President Reported ****	Months Since Last Activity Report ***	Account Balance	Donations for current Fiscal Year	
			Number of times on status quo within last two years	If below 15 members appears					If net loss is greater than 20% appears			If no report in 3 months appears in	When more than one year appears in	Number of repeat terms	Notes the officers that do not have an active	If no report at 12 months appears in red		
59622	TAICHUNG HSIEN TACHIA RIVER Exc Award (06/30/2019)	05/20/1997	Active	45	4	0	4	9.76%	0		7		N	P,S,T,M,VP SC	24+		\$4,000.00	
55800	TAICHUNG HSIEN TAN TZU TSAI HU	06/06/1994	Active	60	17	2	15	33.33%	0	4	2		N	P,S,T,M,VP SC	22		\$15,000.00	
58348	TAICHUNG HSIEN TUNG HSIN II Exc Award (06/30/2016, 06/30/2017, 06/30/20)	05/28/1996	Active	48	3	0	3	6.67%	0		7		N	P,S,T,M,VP SC	24		\$9,000.00	
49457	TAICHUNG HSIEN WAI PU Exc Award (06/30/2016, 06/30/2017, 06/30/20)	04/27/1989	Active	54	6	1	5	10.20%	0	2	1		N	P,S,T,M,VP SC	24+		\$7,000.00	
96933	TAICHUNG HSIEN WU CHIH PORT Exc Award (06/30/2017, 06/30/2021, 06/30/20)	04/14/2006	Active	39	13	3	10	34.48%	0	3	1		N	P,S,M,VP,SC	24+		\$12,000.00	
37715	TAICHUNG HSIEN WU JIH Exc Award (06/30/2017, 06/30/2021)	11/26/1979	Active	30	1	0	1	3.45%	0		7		N	P,S,T,M,VP SC	24+		\$2,000.00	
48908	TAICHUNG HSIEN WUCHIH Exc Award (06/30/2017, 06/30/2019, 06/30/20)	09/21/1988	Active	49	8	0	8	19.51%	0		7			P,T,M,VP,SC	24+		\$13,000.00	
55801	TAICHUNG HSIEN YU FENG Exc Award (06/30/2016, 06/30/2019, 06/30/20)	06/06/1994	Active	61	22	0	22	56.41%	0		4		N	P,S,T,M,VP SC	24+		\$15,000.00	
147541	Taichung Jin Da Fu Exc Award (06/30/2022)	07/13/2021	Active	29	9	0	9	45.00%	0		1		N	P,S,T,M,VP SC	N/A		\$1,000.00	
147545	Taichung Lei Kao Exc Award (06/30/2022, 06/30/2023, 06/30/20)	07/12/2021	Active	70	20	2	18	34.62%	0	2	0		N	P,S,T,M,VP SC	24+		\$2,000.00	
23414	TAICHUNG TAICHUNG PORT Exc Award (06/30/2016, 06/30/2017, 06/30/20)	06/06/1970	Active	44	5	1	4	10.00%	0	1	2		N	P,S,T,M,VP SC	24+		\$1,000.00	
38990	TAN TZU GREAT EARTH L C Exc Award (06/30/2019, 06/30/2023)	10/23/1980	Active	144	27	1	26	22.03%	0	38	3		N	P,S,T,M,VP SC	13		\$25,000.00	
78661	TAN TZU PAI YUN Exc Award (06/30/2016, 06/30/2017, 06/30/20)	04/02/2004	Active	88	7	0	7	8.64%	0		3		N	P,S,T,M,VP SC	11		\$23,000.00	
77416	TAN TZULAN TIEN Exc Award (06/03/2016, 06/30/2017, 06/30/20)	07/09/2003	Active	53	2	0	2	3.92%	0		5		N	P,S,T,M,VP SC	24+		\$10,000.00	
39449	TUNG FENG L C	02/19/1981	Active	47	0	0	0	0.00%	0		8		N	P,S,T,M,VP SC	24+		\$5,000.00	



Club Health Assessment for District 300C 2 through February 2025

INTERNATIONAL

			Membership								Reports				Finance	LCIF		
Club Number	Club Name	Charter Date		Current Member Count	YTD Members Added	YTD Members Dropped	YTD Net Growth	YTD Net Growth%	Member Count 12 Months Ago	Avg. length of service for dropped members	Months Since Last MMR ***	Yrs. Since Last Officer Report	President Rotation	Vice President Reported *****	Months Since Last Activity Report ***	Account Balance	Donations for current Fiscal Year	
			Number of times on status quo within last two years	If below 15 members appears			If net loss is greater than 20% appears				If no report in 3 months appears in	When more than one year appears in	Number of repeat terms	Notes the officers that do not have an active	If no report at 12 months appears in red			
Exc Award (06/30/2019, 06/30/2020, 06/30/2025)																		
29662	TUNG SHIH	07/15/1974	Active	50	10	1	9	21.95%	0	1	2			N	P,S,T,M,VP SC	18		\$5,000.00
Exc Award (06/30/2016, 06/30/2017, 06/30/2025)																		
29232	WU FENG	04/30/1974	Active	75	7	0	7	10.29%	0		7			N	P,S,T,M,SC	10		\$15,000.00
Exc Award (06/30/2016, 06/30/2017, 06/30/2025)																		
57080	WU FENG MODERN	06/12/1995	Active	30	7	2	5	20.00%	0	11	1				P,S,T,M,VP SC	24+		\$1,000.00
Exc Award (06/30/2019, 06/30/2020, 06/30/2025)																		

Clubs Cancelled Previous Fiscal Year – Clubs Cancelled within last 12 months may be reinstated

Club Number	Club Name	Charter Date	Current Status*	Cancellation Date
48053	TAICHUNG HSIEN SHAN CHENG	01/19/1988	Cancelled(6*)	06/29/2024
57338	TAIPING HUA MEI	09/11/1995	Cancelled(6*)	06/29/2024

Current Total Clubs Count	YTD New Clubs Count	YTD Cancelled Clubs Count	YTD Net Club Gain	Current Total Members Count	YTD Add	YTD Drop	YTD Net Growth	YTD Net Growth %	Member Count 12 Months Ago	Average Member Count Per Club	% of Clubs with less than 20 members	% No MMR in 3 Months	% No Officer Report in 12 Months	% of Clubs with balance 90+ days	Number of Clubs in Status Quo	% Status Quo Clubs in Financial Suspension	Number of Cancelled Clubs	Average Cancelled Club Age	Members Lost Due to Cancellation	% of Clubs Cancelled for Non-Financial Reasons
90	2	0	2	4,575	861	97	764	20.05%	0	51	2%	44%	0%	0%	0	0%	0	0	0	0%

* - P - Priority Club. Cancellation Reasons: 1-Objectives/conduct, 2-Non-active club, 5-Non-existing club, 6-Disbanding, 7-Merger, 8-Financial Suspension, 9-District/Multiple District Dues.

** - Abbreviation: P-President, S-Secretary, T-Treasurer, M-Member Chairperson, VP-First Vice President, MC-Communications Chairperson, SC-Service Chairperson

*** - Abbreviation: N/R - Never reported using the Lions Clubs website, N/A - Not applicable, No password registered for the Lions Clubs website.

**** - Abbreviation: N - New, IP - Immediate Past, R - Repeat.



Club Health Assessment for District 300C 3 through February 2025

			Status	Membership							Reports					Finance		LCIF			
Club Number	Club Name	Charter Date		Current Member Count	YTD Members Added	YTD Members Dropped	YTD Net Growth	YTD Net Growth%	Member Count 12 Months Ago	Avg. length of service for dropped members	Months Since Last MMR ***	Yrs. Since Last Officer Report	President Rotation	Vice President Reported ****	Months Since Last Activity Report ***	Account Balance	Donations for current Fiscal Year				
			Number of times on status quo within last two years	If below 15 members appears					If net loss is greater than 20% appears						If no report in 3 months appears in	When more than one year appears in	Number of repeat terms	Notes the officers that do not have an active	If no report at 12 months appears in red		
Clubs less than two years old																					
179603	Taichung Chan Wang	12/26/2024	Newly Chartered	26	26	0	26	100.00%	0		2				T,M,VP,SC	N/A					
179626	Taichung Ching Tsai	12/27/2024	Newly Chartered	24	24	0	24	100.00%	0		2				T,M,VP,SC	N/A					
179467	Taichung Chinn Long	11/06/2024	Active	28	28	0	28	100.00%	0		3				T,M,VP,SC	N/A					
179596	Taichung Cho Yueh	12/26/2024	Newly Chartered	24	24	0	24	100.00%	0		2				T,M,VP,SC	N/A					
179366	Taichung Chong Liao Jen Ai	12/30/2024	Newly Chartered	23	23	0	23	100.00%	0		2			N	T,M,VP,SC	N/A					
179612	Taichung Chong Liao Jen Mei	12/30/2024	Newly Chartered	24	24	0	24	100.00%	0		2				T,M,VP,SC	N/A					
177342	Taichung City Happiness	09/09/2024	Active	29	41	12	29	100.00%	0	0	1			N	M,VP,SC	N/A					
179503	Taichung Da An	11/13/2024	Active	45	45	0	45	100.00%	0		3			N	T,M,VP,SC	N/A					
155923	Taichung Da Fang	09/22/2023	Active	51	7	1	6	13.33%	0	1	1		2	N	T,M,VP,SC	N/R					
157886	Taichung Evergrande	03/29/2024	Active	105	29	13	16	17.98%	0	1	1		None		P,S,T,M,VP SC	N/A					
179606	Taichung Feng Huang	12/26/2024	Newly Chartered	24	24	0	24	100.00%	0		2				T,M,VP,SC	N/A					
179593	Taichung Feng Tian	12/30/2024	Newly Chartered	23	23	0	23	100.00%	0		2				T,M,VP,SC	N/A					
179598	Taichung Forever	12/26/2024	Newly Chartered	26	26	0	26	100.00%	0		2				T,M,VP,SC	N/A					
179555	Taichung Forwell	12/27/2024	Newly Chartered	239	239	0	239	100.00%	0		1				T,M,VP,SC	N/A					
156018	Taichung Happy	09/22/2023	Active	55	8	1	7	14.58%	0	1	2			N	P,S,T,M,VP SC	N/A					
179610	Taichung Hsiang Yun	12/30/2024	Newly Chartered	25	25	0	25	100.00%	0		2				T,M,VP,SC	N/A					
179625	Taichung Hsin Yueh	12/27/2024	Newly Chartered	24	24	0	24	100.00%	0		2				T,M,VP,SC	N/R					
179616	Taichung Hua Hsing	12/26/2024	Newly Chartered	25	25	0	25	100.00%	0		2				T,M,VP,SC	N/A					



Club Health Assessment for District 300C 3 through February 2025

			Status	Membership							Reports					Finance		LCIF
Club Number	Club Name	Charter Date		Current Member Count	YTD Members Added	YTD Members Dropped	YTD Net Growth	YTD Net Growth%	Member Count 12 Months Ago	Avg. length of service for dropped members	Months Since Last MMR ***	Yrs. Since Last Officer Report	President Rotation	Vice President Reported ****	Months Since Last Activity Report ***	Account Balance	Donations for current Fiscal Year	
			Number of times on status quo within last two years	If below 15 members appears				If net loss is greater than 20% appears			If no report in 3 months appears in	When more than one year appears in	Number of repeat terms	Notes the officers that do not have an active	If no report at 12 months appears in red			
179609	Taichung Hui Huang	12/30/2024	Newly Chartered	23	23	0	23	100.00%	0		2			T,M,VP,SC	N/A			
179597	Taichung Kao Feng	12/26/2024	Newly Chartered	26	26	0	26	100.00%	0		2			T,M,VP,SC	N/A			
179617	Taichung Lan Hsin	12/27/2024	Newly Chartered	27	27	0	27	100.00%	0		2			T,M,VP,SC	N/A			
179571	Taichung Lo Ho	12/26/2024	Newly Chartered	23	23	0	23	100.00%	0		2			T,M,VP,SC	N/R			
179509	Taichung Lu Kang	01/06/2025	Newly Chartered	26	26	0	26	100.00%	0		1			T,M,VP,SC	N/A			
179604	Taichung Lung Hsiang	12/26/2024	Newly Chartered	25	25	0	25	100.00%	0		2			T,M,VP,SC	N/A			
179470	Taichung New Jwu Shan	11/06/2024	Active	51	51	0	51	100.00%	0		3			T,M,VP,SC	N/A			
179337	Taichung Pa Kua Shan	11/06/2024	Active	25	25	0	25	100.00%	0		3		N	T,M,VP,SC	N/A			
179570	Taichung Public Garden	12/26/2024	Newly Chartered	27	27	0	27	100.00%	0		2		N	T,M,VP,SC	N/A			
179507	Taichung Shih Hu	12/30/2024	Newly Chartered	31	31	0	31	100.00%	0		2			T,M,VP,SC	N/A			
179500	Taichung Show Shui	11/06/2024	Active	45	45	0	45	100.00%	0		3		N	T,M,VP,SC	N/R			
179324	Taichung Tsao Tun	11/06/2024	Active	35	35	0	35	100.00%	0		3		N	T,M,SC	N/R			
179318	Taichung TZ Chiang	11/06/2024	Active	26	26	0	26	100.00%	0		3			T,M,VP,SC	N/A			
179592	Taichung Wei Ai	12/30/2024	Newly Chartered	45	46	1	45	100.00%	0	0	2			T,M,VP,SC	N/A			
179381	Taichung Wei Mei	12/30/2024	Newly Chartered	52	54	2	52	100.00%	0	0	2		N	T,M,VP,SC	N/A			
176885	Taichung Wen-Hua	08/22/2024	Active	30	30	0	30	100.00%	0		6			M,VP,SC	N/R			
179522	Taichung Yu Lan	12/30/2024	Newly Chartered	24	24	0	24	100.00%	0		2			T,M,VP,SC	N/R			
179465	Taichung Yuan Lin Fruitmountain	11/06/2024	Active	23	23	0	23	100.00%	0		3		N	T,M,VP,SC	N/A			
179322	Taichung Yung Ching	12/26/2024	Newly Chartered	54	54	0	54	100.00%	0		2			T,M,VP,SC	N/A			



Club Health Assessment for District 300C 3 through February 2025

			Status	Membership							Reports					Finance		LCIF
Club Number	Club Name	Charter Date		Current Member Count	YTD Members Added	YTD Members Dropped	YTD Net Growth	YTD Net Growth%	Member Count 12 Months Ago	Avg. length of service for dropped members	Months Since Last MMR ***	Yrs. Since Last Officer Report	President Rotation	Vice President Reported ****	Months Since Last Activity Report ***	Account Balance	Donations for current Fiscal Year	
			Number of times on status quo within last two years	If below 15 members appears				If net loss is greater than 20% appears			If no report in 3 months appears in	When more than one year appears in	Number of repeat terms	Notes the officers that do not have an active	If no report at 12 months red			
179591	Taichung Zhen Cheng	12/30/2024	Newly Chartered	26	26	0	26	100.00%	0		2			T,M,VP,SC	N/A			
179335	Taitung Pu Li Chung Shin	12/26/2024	Newly Chartered	24	24	0	24	100.00%	0		2			N T,M,VP,SC	N/A			
176958	Weixin	08/26/2024	Active	60	1283	1223	60	100.00%	0	11	1			M,VP,SC	N/A			
Clubs more than two years old																		
23405	TAICHUNG CHENG CHUNG	07/23/1971	Active	24	7	0	7	41.18%	0		2	1	None	P,S,T,M,VP SC	24+			
Exc Award (06/30/2018, 06/30/2021)																		
103756	TAICHUNG CHIA MEI	10/08/2008	Active	12	0	0	0	0.00%	0		6			P,S,T,M,VP SC	24+			
Exc Award (06/30/2016, 06/30/2018, 06/30/2020)																		
56021	TAICHUNG CHIEH MEI	08/01/1994	Active	141	56	5	51	56.67%	0	2	1	1	None	P,S,T,M,VP SC	21			
Exc Award (06/30/2023)																		
56005	TAICHUNG CHIN SHAN	07/25/1994	Active	27	0	8	-8	-22.86%	0	4	2			N P,S,T,M,VP SC	24+			
Exc Award (06/30/2016, 06/30/2024)																		
47364	TAICHUNG CHUN LUNG	05/26/1987	Active	50	3	5	-2	-3.85%	0	11	1			N P,S,M,VP,SC	24+			
Exc Award (06/30/2016)																		
60801	TAICHUNG CHUN YIN	05/19/1998	Active	65	0	0	0	0.00%	0		6			N P,S,T,M,VP SC	24+			
Exc Award (06/30/2016, 06/30/2017, 06/30/2020)																		
31203	TAICHUNG CHUNG SHAN	09/16/1975	Active	29	2	8	-6	-17.14%	0	10	1	1	None	P,S,T,M,VP SC	N/R			
Exc Award (06/30/2016)																		
84022	TAICHUNG CITY CHUNG YI	08/11/2004	Active	30	6	0	6	25.00%	0		6			N P,S,T,M,VP SC	24+			
Exc Award (06/30/2018)																		
31153	TAICHUNG CITY SOUTHWEST	08/25/1975	Active	22	2	12	-10	-31.25%	0	9	2			N P,S,T,M,VP SC	24+			
132690	Taichung Cultural & Education	09/27/2017	Active	19	14	5	9	90.00%	0	1	2			P,S,T,M,VP SC	N/A	90+ Days	\$1,000.00	
120125	Taichung E Sun	08/13/2013	Active	99	8	0	8	8.79%	0		0			N P,S,T,M,VP SC	24+			
Exc Award (06/30/2017, 06/30/2018, 06/30/2020)																		
23408	TAICHUNG EAST	08/31/1973	Active	31	11	6	5	19.23%	0	0	2	1	None	P,S,T,M,VP SC	N/R	90+ Days		
58223	TAICHUNG EVER GREEN	05/01/1996	Active	0	0	0	0	0.00%	0		7	1	None	P,S,T,M,VP SC	24+			



Club Health Assessment for District 300C 3 through February 2025

			Status	Membership							Reports					Finance		LCIF
Club Number	Club Name	Charter Date		Current Member Count	YTD Members Added	YTD Members Dropped	YTD Net Growth	YTD Net Growth%	Member Count 12 Months Ago	Avg. length of service for dropped members	Months Since Last MMR ***	Yrs. Since Last Officer Report	President Rotation	Vice President Reported ****	Months Since Last Activity Report ***	Account Balance	Donations for current Fiscal Year	
			Number of times on status quo within last two years	If below 15 members appears				If net loss is greater than 20% appears			If no report in 3 months appears in	When more than one year appears in	Number of repeat terms	Notes the officers that do not have an active	If no report at 12 months red			
54867	TAICHUNG HSIANG HO	09/13/1993	Active	27	0	0	0	0.00%	0		7	1	None	P,S,T,M,VP SC	24+	90+ Days	\$10,000.00	
48735	TAICHUNG JEN MEI Exc Award (06/30/2021)	06/20/1988	Active	29	7	7	0	0.00%	0	4	2		None	N	P,S,T,M,VP SC			24+
55723	TAICHUNG KUANG FU Exc Award (06/30/2017, 06/30/2019, 06/30/20)	05/18/1994	Active	77	10	0	10	14.93%	0		1			N	P,S,T,M,VP SC			24+
40378	TAICHUNG KUO KUANG Exc Award (06/30/2017, 06/30/2018)	09/24/1981	Active	54	9	2	7	14.89%	0	0	5			N	P,S,T,M,VP SC			24+
132825	Taichung Li Tai	10/10/2017	Active	23	6	2	4	21.05%	0	6	2				P,S,T,M,VP SC			N/A
62382	TAICHUNG LI ZEN Exc Award (06/30/2018)	09/27/1999	Active	27	18	2	16	145.45%	0	1	0	1	None		P,S,T,M,VP SC			24+
60141	TAICHUNG LONG FAR	12/08/1997	Active	25	5	4	1	4.17%	0	8	2	1	None		P,S,T,M,VP SC			24+
40379	TAICHUNG MEI HUA	09/24/1981	Active	27	1	0	1	3.85%	0		6			N	P,S,T,M,VP SC			24+
46870	TAICHUNG METROPOLITAN Exc Award (06/30/2018)	01/31/1987	Active	56	14	0	14	33.33%	0		4	1	None		P,S,T,M,VP SC			24+
51519	TAICHUNG MING CHUAN Exc Award (06/30/2017, 06/30/2018)	04/01/1991	Active	25	11	1	10	66.67%	0	6	1			N	P,S,T,M,VP SC			24+
61140	TAICHUNG MING TAI Exc Award (06/30/2016, 06/30/2017, 06/30/20)	09/22/1998	Active	30	0	2	-2	-6.25%	0	7	1			N	P,S,T,M,VP SC			24+
23409	TAICHUNG NORTH	05/11/1973	Active	39	21	7	14	56.00%	0	1	2				P,S,T,M,VP SC			N/R
23411	TAICHUNG NORTHWEST Exc Award (06/30/2016, 06/30/2018)	01/14/1970	Active	22	2	13	-11	-33.33%	0	10	7				P,S,T,M,VP SC			24+
136171	Taichung Riway Union	09/06/2018	Active	18	0	0	0	0.00%	0		11	1	None		P,S,T,M,VP SC			24+
23412	TAICHUNG SOUTH Exc Award (06/30/2018, 06/30/2019, 06/30/20)	03/20/1972	Active	28	2	2	0	0.00%	0	14	2			N	P,S,T,M,VP SC			24+
83155	TAICHUNG TUNG HSIN Exc Award (06/30/2018, 06/30/2022)	07/31/2004	Active	67	12	0	12	21.82%	0		6			N	P,S,T,M,VP SC	24+		
42858	TAICHUNG TUNG SHAN	06/29/1983	Active	66	7	0	7	11.86%	0		6			N	P,S,T,M,VP SC	24+		
97567	TAICHUNG VOLUNTEER	07/27/2006	Active	27	0	0	0	0.00%	0		8				P,S,T,M,VP SC	24+		



Club Health Assessment for District 300C 3 through February 2025

Club NumberClub NameCharter Date			Status		Membership						Reports					Finance		LCIF		
					Current Member Count	YTD Members Added	YTD Members Dropped	YTD Net Growth	YTD Net Growth%	Member Count 12 Months Ago	Avg. length of service for dropped members	Months Since Last MMR ***	Yrs. Since Last Officer Report	President Rotation	Vice President Reported ****	Months Since Last Activity Report ***	Account Balance	Donations for current Fiscal Year		
			Number of times on status quo within last two years	If below 15 members appears			If net loss is greater than 20% appears			If no report in 3 months appears in	When more than one year appears in	Number of repeat terms	Notes the officers that do not have an active	If no report at 12 months appears in red						
43385	TAICHUNG YAMATO	01/04/1984	Active	115	0	10	-10	-8.00%	0	5	2		N	P,S,T,M,SC	24+					
Exc Award (06/30/2016, 06/30/2018, 06/30/20																				
Current Total Clubs Count	YTD New Clubs Count	YTD Cancelled Clubs Count	YTD Net Club Gain	Current Total Members Count	YTD Add	YTD Drop	YTD Net Growth	YTD Net Growth %	Member Count 12 Months Ago	Average Member Count Per Club	% of Clubs with less than 20 members	% No MMR in 3 Months	% No Officer Report in 12 Months	% of Clubs with balance 90+ days	Number of Clubs in Status Quo	% Status Quo Clubs in Financial Suspension	Number of Cancelled Clubs	Average Cancelled Club Age	Members Lost Due to Cancellation	% of Clubs Cancelled for Non-Financial Reasons
72	37	0	37	2,879	2,853	1,354	1,499	108.62%	0	40	6%	31%	14%	6%	0	0%	0	0	0	0%

* - P - Priority Club. Cancellation Reasons: 1-Objectives/conduct, 2-Non-active club, 5-Non-existing club, 6-Disbanding, 7-Merger, 8-Financial Suspension, 9-District/Multiple District Dues.

** - Abbreviation: P-President, S-Secretary, T-Treasurer, M-Member Chairperson, VP-First Vice President, MC-Communications Chairperson, SC-Service Chairperson

*** - Abbreviation: N/R - Never reported using the Lions Clubs website, N/A - Not applicable, No password registered for the Lions Clubs website.

**** - Abbreviation: N - New, IP - Immediate Past, R - Repeat.